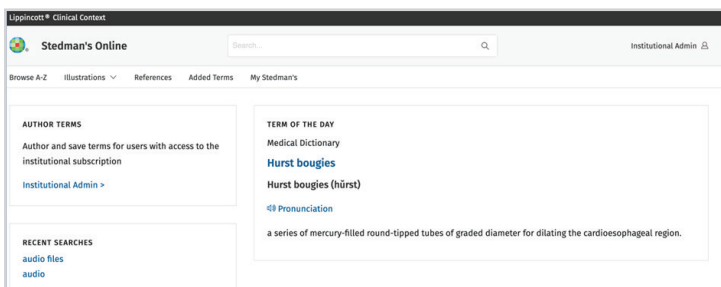
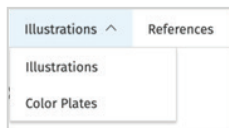


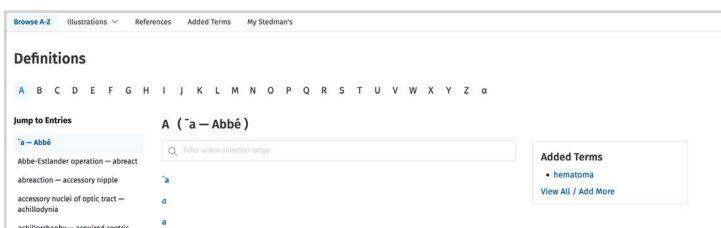
Homepage



- To find definitions for terms in ALL your subscribed dictionaries, select **Browse A-Z** from the top menu
- To browse illustrations and color plates across ALL your subscribed dictionaries, select **Illustrations** (click the down arrow to select either **illustrations** or **color plates**) from the top menu
- For content besides definitions and images—such as units of measurement, common non-English terms, etc.—select **References**; content will be organized by dictionary
- To add new terms, with definitions, or review terms you've added, select **Added Terms**
- To access your user profile and account information, select **My Stedman's**
- Use the search bar at the top of the page to search all content across ALL subscribed dictionaries
- Recent searches and term of the day (including definition and audio pronunciation) are also displayed



Browse A-Z: term definitions



- Browse an alphabetical list of ALL term definitions in ALL your subscribed dictionaries
- Go to terms within a specific alphabetical range using the **Jump to Entries** section
- Access definitions of terms you've added using the **Added Terms** box (displayed on every page of the A-Z list)

Definition page

The screenshot shows the definition page for Gilbert syndrome. At the top, there are navigation tabs: Browse A-Z, Illustrations, References, Added Terms, and My Stedman's. Below the navigation, there are links for Definitions and Gilbert Gilchrist disease. The main heading is "Gilbert syndrome" with a sub-heading "Gil-ber-t syndrome (zhèi-bàr)". There is a pronunciation icon and a "Pronunciation" link. Below this is the "Medical Dictionary" section with "Print" and "Add a Note" icons. The definition text reads "Synonym familial nonhemolytic jaundice." To the right, there is a "Related Definitions" box containing the link "familial nonhemolytic jaundice".

- Each definition includes name of definition, synonyms (if available), and related definitions
- Listen to correct pronunciation of the term, print the page, and add a note to the definition; all added notes will be displayed on the definition page as well as on your *My Stedman's* page

The screenshot shows the "My Added Notes" section. It contains a note titled "Medical: Sample note" with an "Edit" icon and a "Delete" icon.

Illustrations: browsing illustrations

The screenshot shows the "Illustrations" page. At the top, there are navigation tabs: Browse A-Z, Illustrations, References, Added Terms, and My Stedman's. Below the navigation, there are links for Medical Dictionary, Pocket Medical Dictionary, Health & Nursing Dictionary, and Dental Dictionary. The main heading is "Illustrations". Below this is an alphabetical list of letters from A to Z and a. The "Jump to Entries" section is active, showing a list of terms starting with "A (abdomen – adenine)". The selected term is "abdomen – adenine". Below this is a search box with the text "Filter within selected range". The list of terms includes: adenocarcinoma – anal canal, anastomosis – anteroposterior, anteroposterior projection – arrector muscle of hair, arrhythmia – auricle of atrium, auriculotemporal nerve – axosomatic synapse, abdomen, abdominal aorta, abdominal quadrant, abdominal regions, and abducent nerve [CN VI].

- Browse an alphabetical list of illustrations of terms, organized by subscribed dictionary
- Change the dictionary you want to browse from using the menu above the *A-Z list*
- Go to illustrations within a specific alphabetical range using the *Jump to Entries* section
- Each illustration page features one or more illustrations related to the selected term

Illustration page

Achilles tendon

Medical Dictionary



- Related Definitions**
- extensor digitorum longus muscle
 - extensor digitorum brevis muscle
 - foot
 - flexor hallucis longus muscle
 - flexor digitorum longus muscle
 - gastrocnemius muscle
 - Achilles tendon
 - ankle
 - tibialis anterior muscle
 - soleus muscle
 - malleolus

Anterior view of the ankle and foot shows various tendons, bones and muscles.

Each illustration includes:

- Title
- List of terms mentioned in the illustration (if available); click a term for the definition
- Caption describing the specific anatomical view
- **View Large** button, to see a full-page view of the illustration

Illustrations: accessing color plates

Browse A-Z Illustrations References Added Terms My Stedman's

Color Plate

Medical Dictionary Pocket Medical Dictionary Health & Nursing Dictionary Dental Dictionary

Jump to Entries

- Anatomy Color Plates
- Additional Color Plates

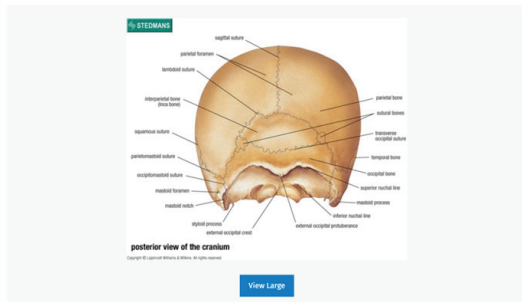
Anatomy Color Plates

- 1: Anterior and Posterior View of the Skull (2)
- 2: Lateral View of the Skull (1)
- 3: Sagittal Section of the Skull (1)
- 4: Muscular Anatomy of Head and Neck (3)
- 5: Cerebral Hemispheres (2)
- 6: Vertebral and Intervertebral Disc Anatomy (2)
- 7: Nervous System of Thorax and Upper Limb Anterior View (1)
- 8: Muscular and Skeletal Anatomy of Wrist and Hand, Dorsal View (3)

- See a list of Anatomy color plates, organized by subscribed dictionary
- Each entry in the list includes the number of color plates you'll see on the **Color Plate** page
- Go to a list of non-Anatomy color plates by selecting **Additional Color Plates** in the **Jump to Entries** section
- Change the dictionary using the menu above the **A-Z list**

Color plate page

1: Anterior and Posterior View of the Skull



Posterior view of the cranium shows muscle and joint attachment sites supporting the skull.

Related Definitions

- external occipital protuberance
- external occipital crest
- bone
- cranium
- temporal bone
- temporal
- superior nuchal line
- styloid process
- squamous suture
- skull
- mastoid process
- mastoid notch
- mastoid foramen
- occipitomastoid suture
- occipital bone
- sagittal suture
- parietomastoid suture
- parietal foramen
- parietal bone
- inferior nuchal line

Each color plate includes

- Title
- List of terms mentioned in the color plate (if available); click a term for the definition
- Caption describing the specific view
- **View Large** button, to see a full-page view of the color plate

References: accessing content besides definitions and images

References

Medical Dictionary Pocket Medical Dictionary Health & Nursing Dictionary Dental Dictionary Abbreviations, Acronyms, & Symbols

Contents

- Abbreviations and Symbols (2)
- Body Mass and Surface Calculations (3)
- Botanicals (2)
- Building Blocks of Medical Language (2)
- Coding and Classification Systems (2)
- Physical Terminology (6)
- Reference Values (3)
- Tests (2)
- Units of Measure (3)

Abbreviations and Symbols

- [Symbols](#)
- [Institute for Safe Medication Practices \(ISMP\) List of Error-Prone Abbreviations, Symbols, and Dose Designations](#)

Body Mass and Surface Calculations

- [West Nomogram: Estimating Body Surface Area of Infants and Children](#)
- [Dubois Body Surface Area Chart: Estimating Body Surface Area of Adults and Children](#)
- [Gauging Healthy Weight: The Body Mass Index](#)

Botanicals

- [Poisonous Plants \(Common and Latin Names\)](#)

- See a list of available content that is not term definitions or illustrations of definitions
- Content includes units of measure, medical tests, non-English words, Latin roots of terms, abbreviations, and symbols
- All content in the **References** section is available in PDF
- Change the dictionary using the menu above the **A-Z list**

Added Terms: adding new terms and definitions

Browse A-Z Illustrations References Added Terms My Stedman's

Added Terms

Add Term

Name	Definition	Date Saved
------	------------	------------

You have no added terms

Add Term

Enter Term:

Enter Definition:

Save Term Cancel

- Terms, and their definitions, that you've added, are displayed, as is the date added; edit or delete a term and definition at any time
- To add a new term and definition, click **Add Term**

My Stedman's: review your user account and profile

Browse A-Z Illustrations References Added Terms My Stedman's

My Account

Profile
Added Notes

My Profile

General Info

Customer Number: 8349854
Email: mike.fisher@stedmans.com

Added Notes

Save a note on any StedmansOnline.com definition by clicking on the "Add a Note" link on a definition page. These notes will be visible to those with access to the Mike Fisher Institution subscription.

Name	Date Saved	Publication		
Gilbert syndrome	11/13/2023	Medical	Edit	Delete

- In addition to the definition page, all notes are also available in **My Stedman's**
- Edit or delete the note at any time; it will automatically be removed from the definition page

Additional resources:

Ovid Support - Contact Ovid Support with any questions, support@ovid.com